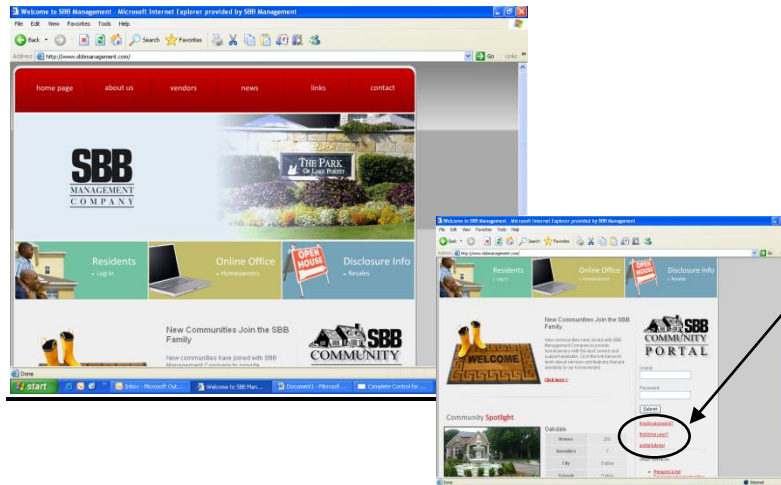


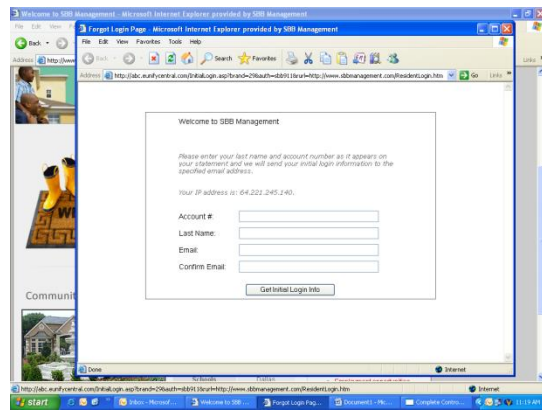
Step 1



Go to the SBB Management Company home page at www.sbbmanagement.com and click on "First Time User".

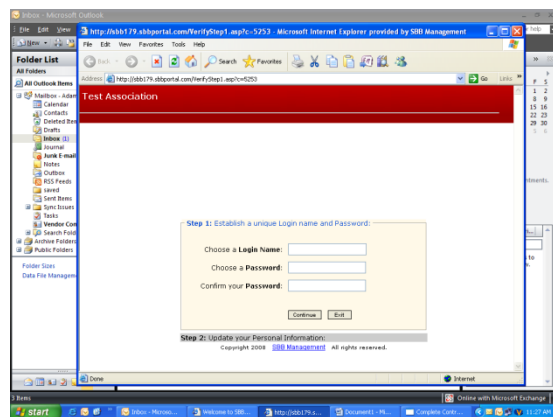
A video tutorial can also be viewed by clicking on "Portal Tutorial".

Step 2



Fill out the registration form with your account number, last name, and email address. Then click the "Get Initial Login Info" button

Step 3



You will be emailed a link. When you click on the link you will be asked to choose a log in name and password.

Once you have chosen a log in name and password click on the "Continue" button. You will then be taken into your community's portal.

To use the portal in the future just browse to the SBB home page and type in your log in name and password.